


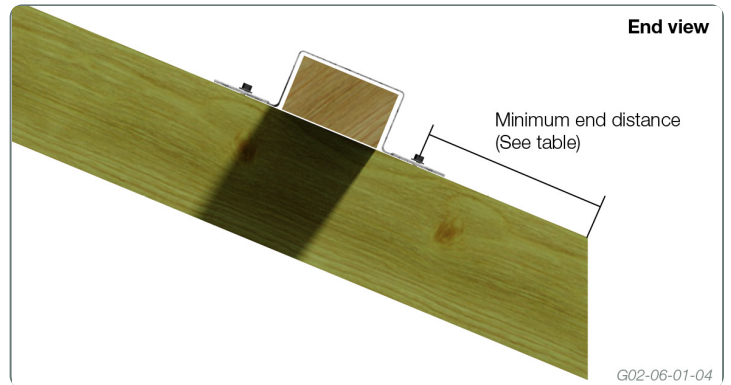

Top Hat Bracket



Ideal for tying down roof battens to rafters or truss top chords

Pre-punched and formed galvanised steel timber connectors ideal for:
Tying down 70mm x 45mm roof battens to rafters or truss top chords in high winds areas.

APPLICATION



Screw Size Number	Allowable Wind Loads For 2 Type 17 Screws (kN)					
	Unseasoned Timber			Seasoned Timber		
	J2	J3	J4	JD3	JD4	JD5
10	5.8	4.4	3.2	6.6	5.0	3.9
12	6.5	5.0	3.6	7.6	5.7	4.5
14	7.6	5.7	4.1	8.5	6.5	5.2

NOTES:

The above table uses withdraw capacities from AS 1720.1 - Timber Structures.

Fixing procedure:

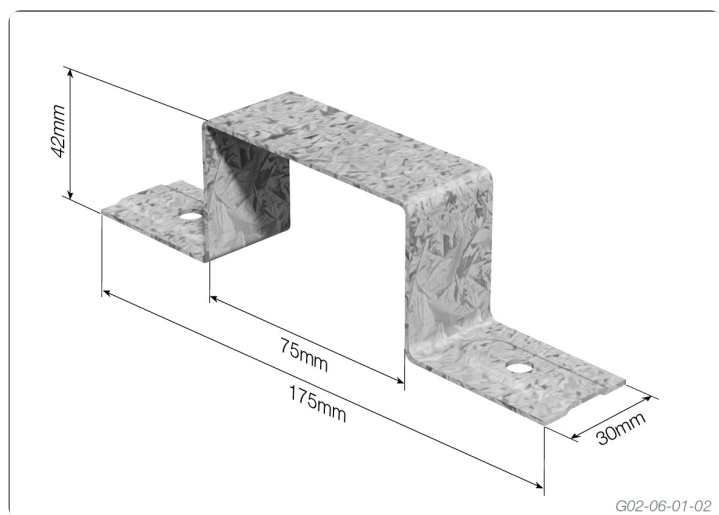
1. Nail fix each batten to rafter with minimum 2/75mm x 3.05Ø Multinail nails.
2. Fix each side of bracket with one Type 17 screw as noted above.

- Screws are Type 17, 50mm long galvanised batten screws.
- Minimum end distance for:
No.10 gauge screws 50mm.
No.12 gauge screws 55mm.
No.14 gauge screws 65mm..

DESCRIPTION AND PACKAGING

Manufactured from 1.5mm Galvanised G300 Z275 Steel

Description	Product Code	Reference Code	Carton quantity	Carton kg.
175x30mm	TA0423	THB70-100	100	9.0
30mm x 2.8Ø Multinail Nails (TA302)				



Due to continual product improvement Multinail Australia Pty Ltd. reserves the right to change the product/s depicted - both in description and specification. This document has to be read in conjunction with Multinail's Technical Manual.