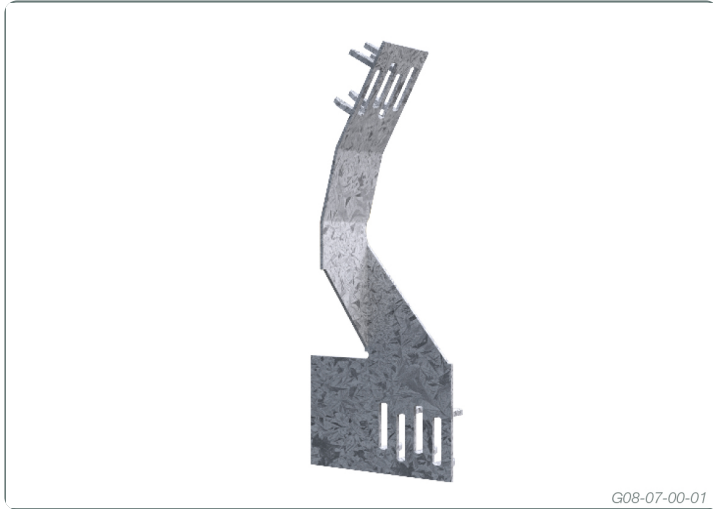


## Truss Fix



Pre-punched, formed galvanised steel connector for securing timber rafters and trusses to timber top plates.

These pre-punched and formed galvanised steel timber connectors are ideal for:

An alternative fixing to Triple Grip and Multi Grip in most cases for tiled roof.

Faster and easier to fix than Triple Grip - no need for left or right hand grips.

Single Truss Fix applied to outside of top plate.

### APPLICATION



1. Place the Truss Fix in position on the top plate (wall) to cover one or two wall plates (whichever is required). Hit Truss Fix teeth into top plate with hammer.

2. Hit Truss Fix teeth into the timber rafter or truss with hammer.

NOTE: The capacities are derived from AS1720-2010 and are for uplift in houses where failure is unlikely to affect an area greater than 25m<sup>2</sup>. For primary elements in structures other than houses or elements in a house for which failure would be greater than 25m<sup>2</sup> these capacities must be multiplied by 0.94. For primary joints in essential services or post disaster buildings multiply by 0.88.

TRUSS FIX INTO DRY SOFTWOOD

	Application	Roof type	Load width*
<b>N2 (W33N)</b>	Concrete Tile (600 centres)	Hip End Gable End	No Limit 5.2m
	Sheet Roof (900 centres)	Hip End Gable End	2.9m 1.9m
<b>N3 (W41N)</b>	Concrete Tile (600 centres)	Hip End Gable End	3.9m 2.2m
	Sheet Roof (900 centres)	Hip End Gable End	1.6m 1.1m


\*Load Width (in metres) =  $\frac{\text{Roof Span} + \text{Overhang}}{2}$

DESIGN LOAD (kN)

Wind Uplift Capacity of one Truss Fix*			
J2	J3	JD4	JD5
1.8	1.2	1.2	1.0

\*Limit State Design capacities under wind load

SIDE ELEVATION

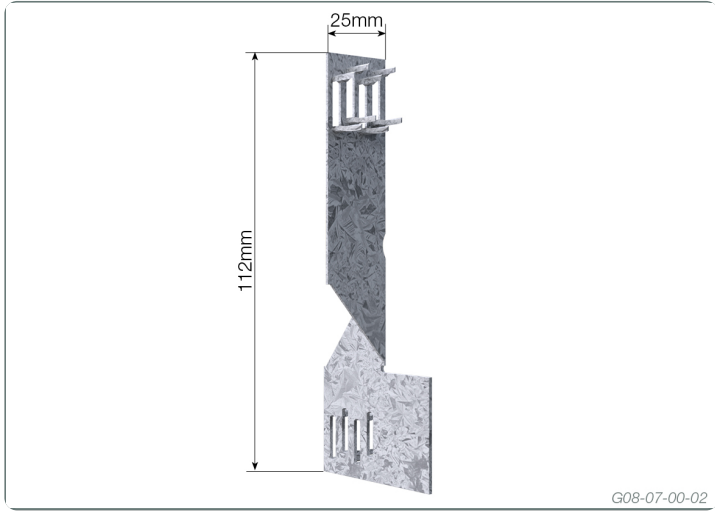


Truss Fix can be used effectively with single or double top plates.

DESCRIPTION AND PACKAGING

Manufactured from 1.0mm Galvanised G300 Z275 Steel

Description	Product Code	Reference Code	Carton Quantity	Carton kg
25 x 1.0mm	TA099	TA099	200	5.75kg



Due to continual product improvement Multinail Australia Pty Ltd. reserves the right to change the product/s depicted - both in description and specification. This document has to be read in conjunction with Multinail's Technical Manual.